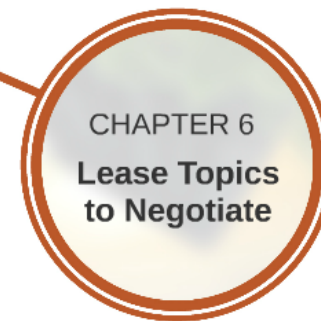
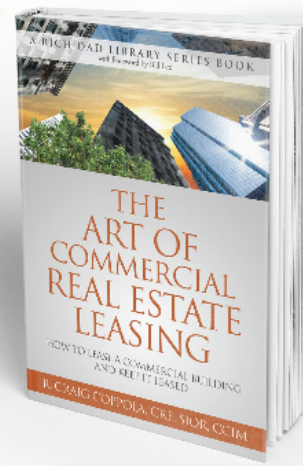
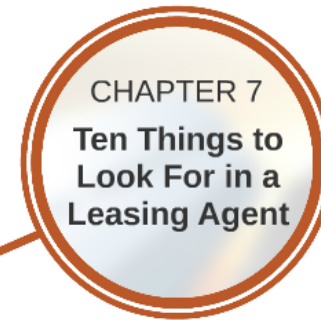
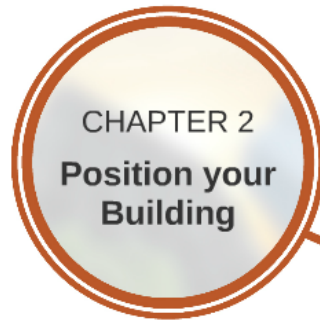


SAMPLE



SAMPLE



## CHAPTER 2

# **Position your Building**

SAMPLE

# The Building

## The 9-weeks Drive Guide – The Building

*Below are the things you need to look for as you drive and look at buildings. You'll want one form for each building you view.  
(Rating scale: 1 is poor, 2 is fair, 3 is average, 4 is good, 5 is very good)*

Building Name: \_\_\_\_\_

Building Address: \_\_\_\_\_  
(comments)

Location within area	1	2	3	4	5	_____
Curb appeal	1	2	3	4	5	_____
General condition	1	2	3	4	5	_____
Parking	1	2	3	4	5	_____
Lighting	1	2	3	4	5	_____
Access/entrance and exit	1	2	3	4	5	_____
Tenants	1	2	3	4	5	_____
Ease of finding	1	2	3	4	5	_____
Landscaping	1	2	3	4	5	_____
Fits with your needs/wants	1	2	3	4	5	_____

### Your Feelings and Impressions:

High points?	Morning _____ _____	Noon _____ _____	Night _____ _____
Low points?	Morning _____ _____	Noon _____ _____	Night _____ _____

Future outlook?

In 5 years... \_\_\_\_\_  
In 10 years... \_\_\_\_\_  
Other Impressions: \_\_\_\_\_  
\_\_\_\_\_

Curb appeal

General condition

Parking

Lighting

SAMPLE

Access/entrance and